

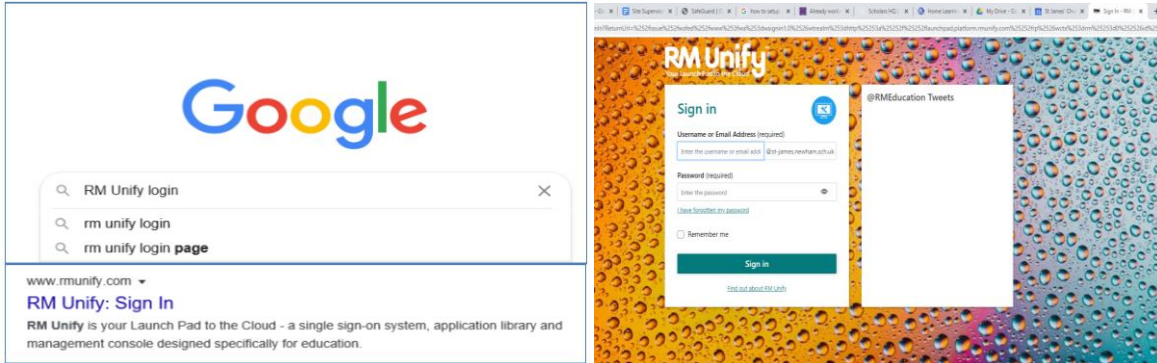


“A place where we aspire to excel in knowledge, faith and love.”

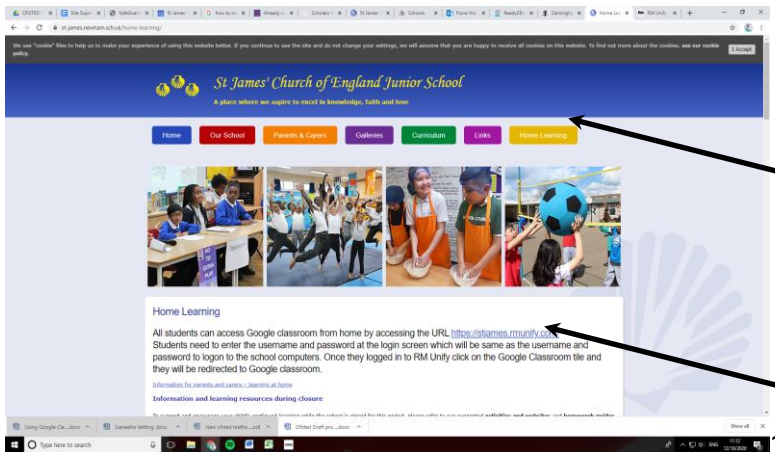


Using Google Classroom for Pupils and Parents.

1) Search for RM Unify or go to www.rmunify.com

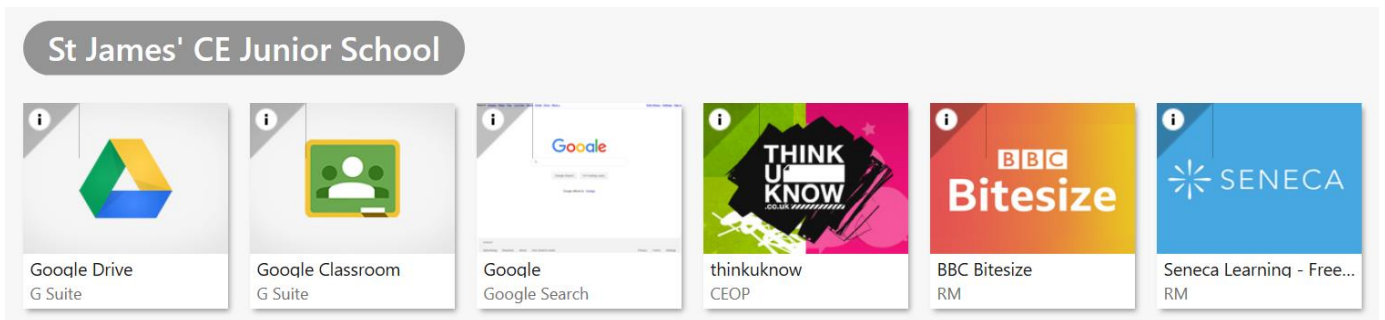


You can also access via the school website under the Home Learning tab.




2) Type in the username followed by '@st-james.newham.sch.uk.' Then type in the password. Ensure the username and passwords are typed in exactly as they are shown, making sure to not confuse zero '0' for the letter 'o' or a capital letter 'O'. Always include a hyphen '-' between 'st' and james, a lower case 'j' for 'james' and full stops when typing '.316' and '.newham.sch.uk'

3) Agree to the cookies and the terms and conditions; you will then see the screen below, which includes some useful links

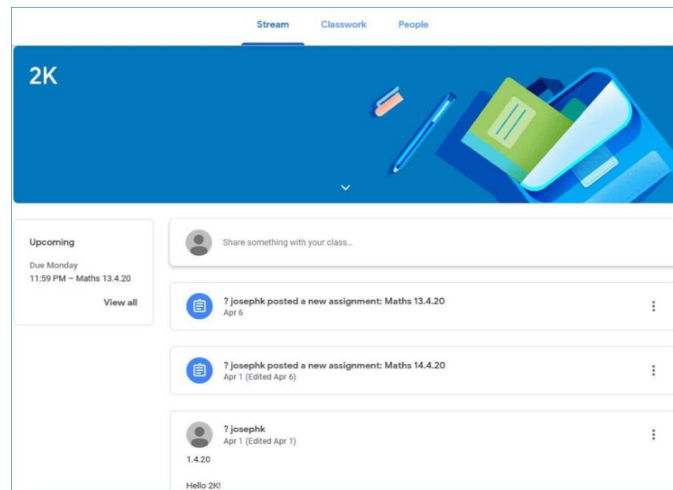




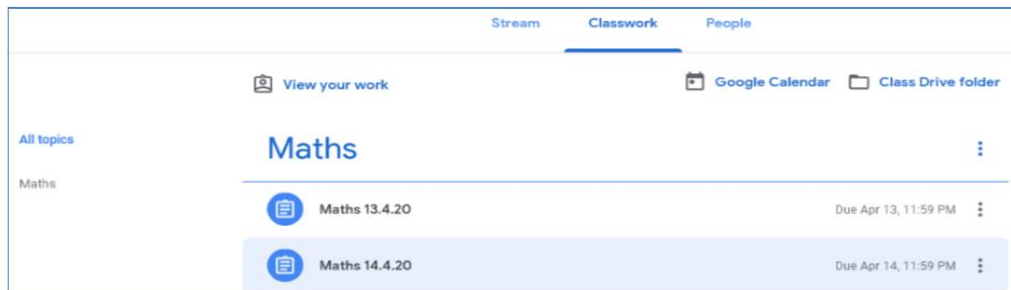
4) Click on the Google Classroom button.



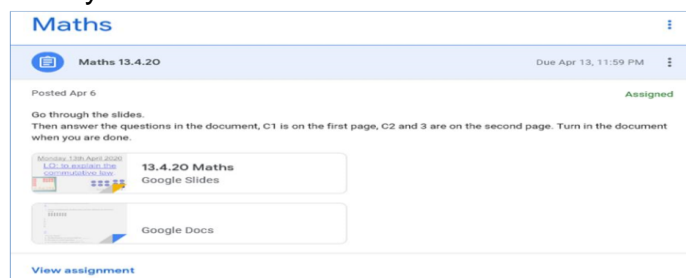
5) You will then see the class stream. This is like a homepage for the class. Here there might be messages from the class teacher and updates about the work that has been set.



6) At the top, in the middle, there is a tab called 'classwork.' Click on this to see what classwork has been set by the class teacher.

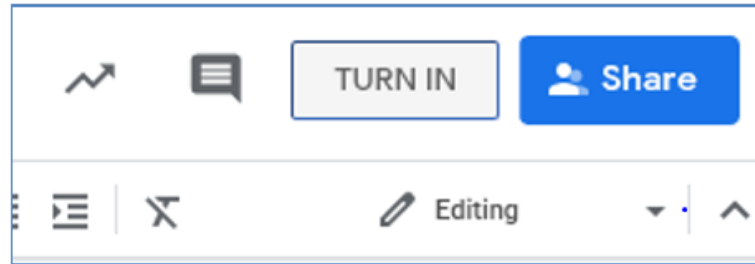


7) Click on the assigned work to see what is included. There, you will see instructions and some attachments. These attachments may be slides, which include information, explanations and questions or Google Docs which can be edited and typed on. Some attachments will be there to view and cannot be changed, while some you will be able to edit and submit.





8) Any work that needs to be completed can then be 'turned in' by clicking the 'turn in' button in the top right. The class teacher will then be able to see the work you have turned in.



Websites Your Child May Need to Use for Homework

- <https://trockstars.com/>



- <https://www.busythings.co.uk/>



- <https://www.doodlemaths.com/>



- <https://www.activelearnprimary.co.uk/> (Bug Club)

